

Wyoming's Juvenile Female Treatment and Prevention Programs

October 2003

Table of Contents

List of Tables.....	3
List of Figures.....	4
Project Background.....	5
Project Activities.....	5
Project Findings.....	8
Recommendations for the Implementation and Evaluation of Gender-Specific Programs.....	18
Conclusion.....	19
References.....	20
Appendix A: Service Categories.....	21

REPORT STAFF

This report was produced by the Wyoming Statistical Analysis Center at the University of Wyoming.

Donald Faggiani, Ph.D., Executive Director

Michelle Lorenz, B.A., Deputy Director of Administration

Assisted by:

Kyle Kotter, B.S., Research Assistant

Russell Miller, B.S., Research Assistant

Shelly Peter, B.S., Graduate Assistant

Melissa Samp, B.A., Office Associate Sr.

List of Tables

Table 1: 1999 - 2001 Average Rate of Wyoming Juvenile Female Violations.....	8
Table 2: Percentage of Female Students Who Reported Involvement in Delinquent Behavior Within the Past Year.....	9
Table 3: 1999 - 2001 Average Rate of Wyoming Juvenile Female Property Crimes.....	11
Table 4: 1999 - 2001 Average Rate of Wyoming Juvenile Female Drug Abuse Violations.....	12
Table 5: Percentage of Female Students 6 th , 8 th , 10 th , and 12 th Graders Who Use Alcohol, Tobacco, and Marijuana Monthly by County.....	14
Table 6: 1999 - 2001 Average Rate of Wyoming Juvenile Female Alcohol Violations.....	16
Table 7: Recommended Implementation and Evaluation Criteria for Wyoming Gender-Specific Programming.....	18

List of Figures

FIGURE 1: Percent of Female High School Students Who Used Marijuana During the Past 30 Days.....13

FIGURE 2: Percent of Female High School Students Who Smoked Cigarettes on One or More of the Past 30 Days.....15

FIGURE 3: Percent of Female High School Students Who Drank Alcohol at Least Once During the Past 30 Days.....17

Project Background

This project was a collaborative effort among the Wyoming Statistical Analysis Center (WYSAC), the State Advisory Council on Juvenile Justice (SACJJ), the Juvenile Justice Specialist (JJS) at the Department of Family Services, and the Wyoming Youth Development Collaborative (WYDC). The project goals were to:

- Identify promising treatment and prevention programs beneficial to Wyoming's at-risk and troubled juvenile females
- Pinpoint the areas of the state where juvenile females are most at risk for delinquency, drug and alcohol abuse
- Create a web-based tool designed to identify and categorize gender-specific resources on a county-by-county basis which provides evaluative information and data on risk and protective factors

Project Activities

Promising Treatment and Prevention Programs

This project compiled a list of service providers in Wyoming who provide services to female youth. A total of 567 service providers were located and the services provided by these programs were classified into 36 categories¹. Of the 567 service providers, 52 service providers only provided assistance to females.

Pinpoint the Areas of the State Where Juvenile Females are Most At Risk for Delinquency, Drug and Alcohol Abuse

In order to pinpoint the areas of the state where juvenile females are most at risk for delinquency, drug and alcohol abuse, official and self-report data were utilized.

- Official Data

Wyoming Division of Criminal Investigation: Crime in Wyoming

Along with all other states, Wyoming collects crime data that is submitted to the state's Uniform Crime Reporting (UCR) Program at the Federal Bureau of Investigation (FBI). These records were prepared in compliance with the National Uniform Crime Reporting Program standards and definitions. The benefit of this data is that it collects standardized data at the city, county, and state levels.

- Self-Report Data

Wyoming Youth Risk Behavior Survey (YRBS)

The Wyoming YRBS is part of the Youth Risk Behavior Surveillance System (YRBSS). It is a statewide school-based survey of juveniles. The national level survey is conducted by the Centers for Disease Control and Prevention and at the state level by state departments

¹ Refer to Appendix A for list of categories.

of education. The high school survey includes a sample of high school students from Wyoming and provides information on the risk behaviors of juveniles. Although the Wyoming Department of Education has administered the YRBS to a sample of high schools every other year since 1991, data that are representative of all high school students in Wyoming are available only for the years 1995, 1997, 1999, and 2001. Data collected prior to 1995 could not be weighted due to the low response rates. This data is useful in comparing Wyoming to other states around the country and to the country as a whole.

In 2001, the total number of Wyoming female student participants was 1,352. Of the 1,352 female participants who indicated their grade level, the grade level composition was 40.1% (542) ninth graders, 22.9% (309) tenth graders, 19.3% (261) eleventh graders, and 16.0% (216) twelfth graders. Of those female participants who indicated their ethnicity, the ethnicity composition was 85.9% White (1,161), 1.3% Native American (18), 6.1% Hispanic (82), 1.2% African American (16), 0.5% Asian (7), 0.3% Pacific Islander (4), 2.6% Multiple-Hispanic² (35), and 1.7% Multiple-non-Hispanic³ (23).

Prevention Needs Assessment Survey (PNA)

The PNA survey, conducted in October 2001, was the first survey of its kind in Wyoming. The survey's focus was the assessment of youth substance abuse, anti-social behavior, school safety, and risk and protective factors that have been shown to predict youth problem behaviors. The PNA was designed to be administered to all Wyoming students in the sixth, eighth, tenth, and twelfth grades. The PNA database is comprised of 19,771 completed and validated student surveys.

Of the 19,771 respondents, the total number of female participants was 9,915. The 9,915 female participants were comprised of 24.6% (2,437) sixth graders, 27.8% (2,755) eighth graders, 25.1% (2,493) tenth graders, and 22.5% (2,230) twelfth graders. Of those female participants who indicated their ethnicity, the ethnicity composition was 81.0% White (7,938), 4.9% Native American (480), 6.5% Hispanic (633), 0.9% African American (83), 0.7% Asian (70), 0.4% Pacific Islander (42), and 4.8% Other Specified (466).

The Prevention Needs Assessment is important for several reasons. First, because the PNA was intended to be a census of all students, juvenile issues can be examined for the first time at the school district, county, and state levels. Second, the PNA was advantageous to this project because findings could be reported at the county level and risk and protective factors for each county could be identified. However, results cannot be reliably reported for Sweetwater County because of the low percentage of students completing the survey within that county. Therefore, the PNA data for Sweetwater County has been excluded from this report. Also, to ensure that the participants' identities remain protected, data reported was not broken down by grade level.

² Multiple-Hispanic means that the participants selected 2 or more of the ethnic descriptive categories which included Hispanic.

³ Multiple-non-Hispanic means that the participants selected 2 or more of the ethnic descriptive categories which did not include Hispanic.

Web-Based Information Resource Center

A comprehensive web-based information resource center has been developed to provide information to program administrators regarding gender-specific treatment programs. This website is located at the WYSAC website (<http://uwyo.edu/wysac/>) under the Reports link titled “Juvenile Gender Specific Programming.”

The resource center provides a collection of resources that will serve to enhance the state’s capabilities and techniques for evaluating gender-specific treatment programs. A list of the elements of promising female gender-specific programs, as indicated by the Office of Juvenile Justice and Delinquency Prevention (OJJDP) in the publication “Guiding Principles for Promising Female Programming: An Inventory of Best Practices,” is listed as a guide for the features that program administrators need to incorporate into a successful female-oriented program. A list of available treatment and prevention programs in the state of Wyoming is detailed by category (the type of services the organization offers) and by the location of the service provider. A search can be done by service type, provider, or location. Each entry indicates the name of the program, program contact information, the areas served, and the type of services offered. Not only will this web-based resource inventory serve as a unique asset for at-risk females seeking treatment, it will also serve as a user-friendly networking environment for service providers. To assist service providers in determining known delinquency for each county and for the state, the most current juvenile female crime statistics (arrest data and arrest rates) for the state of Wyoming are listed by county. Also, a juvenile female PNA report for each county was compiled to assist service providers in assessing the current conditions within their locality by examining the substance use, antisocial behavior, and the levels of risk and protection within their community.

To summarize, the purpose of the web-based resource center is to facilitate the development of gender-specific programming in Wyoming by providing information that indicates the need for such programs. Not only does the website indicate the necessity of female programming, it also provides information to assess the nature and scope of specific female youth problems and a comprehensive inventory of treatment and prevention programs that provide services to Wyoming juvenile females.

Project Findings

The Wyoming Uniform Crime Reports indicate that arrests of juvenile females for certain offenses are particularly high. Table 1 shows the distribution of juvenile female arrests for index offenses and selected non-index offenses where juvenile females were most at risk for arrest. For the period 1999 through 2001 Wyoming's juvenile females were most at risk for the index offense of larceny/theft and non-index offenses of alcohol and drug law violations. Based on the three year average rate from 1999 to 2001, drug arrests, larceny/theft, and alcohol law violations accounted for nearly 49% of all juvenile female arrests for this time frame.

Table 1: 1999-2001 Average Arrest Rates of Wyoming Juvenile Female Violations

OFFENSES	Index Rate	Offense Rank	% of State Rate
<u>PART I</u>			
Violent Crime Arrests	6.2	4	
<i>Murder/Non-neg Manslaughter</i>	0.0	12	0.0%
<i>Forcible Rape</i>	0.0	12	0.0%
<i>Robbery</i>	0.4	11	0.1%
<i>Aggravated Assault</i>	5.9	8	0.8%
Property Crime Arrests	125.5	2	
<i>Burglary</i>	6.0	7	0.8%
<i>Larceny/Theft</i>	109.0	2	14.5%
<i>Motor Vehicle Theft</i>	9.3	4	1.2%
<i>Arson</i>	1.2	10	0.2%
<u>PART II</u>			
Drug Arrests	36.8	3	
<i>Sale/Manufacturing</i>	3.8	9	0.5%
<i>Possession</i>	33.0	3	4.4%
Alcohol Violations	221.2	1	
<i>DUI</i>	8.0		1.1%
<i>Liquor Laws</i>	205.0	1	27.3%
<i>Drunkenness</i>	8.2	5	1.1%
STATE TOTAL ARREST RATE	752.31		

Data Source: Uniform Crime Reports 1999-2001

Rates are per 10,000 Wyoming Female Juveniles ages 10-17

The "State Total Arrest Rate" includes all Part I and Part II offenses.

Table 2: Percentage of Female Students Who Reported Involvement in Delinquent Behavior Within the Past Year

COUNTY	N	Drunk or High at School		Sold Illegal Drugs		Been Arrested		Attacked to Harm	
		%	Rank	%	Rank	%	Rank	%	Rank
Albany	435	10.7	10	2.8	9	3.2	9	6.5	16
Big Horn	298	9.8	15	1.7	16	2.4	15	7.1	13
Campbell	963	11.6	8	3.7	4	2.7	14	5.7	18
Carbon	316	10.1	13	1.3	18	2.2	17	8.9	5
Converse	210	15.7	2	2.9	8	4.8	3	9.1	3
Crook	178	13.5	5	3.4	5	2.8	13	9.0	4
Fremont	779	14.8	3	5.0	2	6.4	2	8.9	5
Goshen	274	12.2	6	2.6	13	2.9	12	8.5	11
Hot Springs	107	8.5	19	0.9	21	6.5	1	11.2	1
Johnson	162	8.6	18	3.1	6	0.0	22	4.9	21
Laramie	1,484	14.7	4	3.8	3	3.4	6	10.5	2
Lincoln	425	7.1	21	1.9	15	2.4	15	8.6	8
Natrona	1,174	8.9	17	2.7	11	3.3	7	7.6	12
Niobrara	56	3.6	22	0.0	22	1.8	20	3.6	22
Park	463	9.7	16	2.8	9	3.7	5	8.6	8
Platte	194	10.3	12	1.0	19	1.0	21	8.8	7
Sheridan	577	10.0	14	3.1	6	3.1	10	8.6	8
Sublette	152	11.2	9	2.7	11	4.0	4	6.6	15
Sweetwater	n/a	n/a	n/a	n/a	n/a	n/a	n/a	n/a	n/a
Teton	269	16.5	1	8.0	1	1.9	19	5.6	19
Uinta	580	7.5	20	1.0	19	3.0	11	6.8	14
Washakie	182	11.7	7	1.7	16	3.3	7	5.6	19
Weston	155	10.5	11	2.0	14	2.0	18	5.9	17

Data Source: Prevention Needs Assessment 2001

Data Definitions:

Drunk or High at School: How many times in the past year (12 months) have you been drunk or high at school?

Sold Illegal Drugs: How many times in the past year (12 months) have you sold illegal drugs?

Been Arrested: How many times in the past year (12 months) have you been arrested?

Attacked to Harm: How many times in the past year (12 months) have you attacked someone with the idea of seriously hurting them?

Table 1 used “official” police data to show arrest rates for certain offenses. Table 2 uses self-report data for each county from Wyoming female sixth, eighth, tenth, and twelfth graders who reported involvement in any of the following four delinquent/antisocial behaviors: drunk or high at school, sold illegal drugs, been arrested, and attacked to harm within the past year. The data for Table 2 comes from the PNA survey conducted in the fall of 2001. Each of the counties is ranked on each of the four behaviors. A ranking of one designates the county with the highest percentage of students who reported having committed the behavior. The “N” column represents the number of female students in each county who completed the PNA survey, and the reported percentages are based on this number.

Teton County ranks number one for having the highest percentage of respondents who reported having been drunk or high at school with 16.5%. Converse County ranks second with 15.7%. Fremont County ranks third with 14.8%. For the behavior selling illegal drugs, Teton County ranks first with 8.0%; Fremont County ranks second with 5.0%; and, Laramie County ranks third with 3.8%.

For the behavior “having been arrested,” Hot Springs County ranks first with 6.5%; Fremont County ranks second with 6.4%; and, Converse County ranks third with 4.8%. Interestingly, Teton County ranked first in the variables drunk or high at school and sold illegal drugs, but ranked nineteenth on the been arrested variable. For the behavior attacked to harm, Hot Springs County ranks first with 11.2%; Laramie County ranks second with 10.5%; and, Converse County ranks third with 9.1%.

Overall, Converse and Fremont counties were ranked in the top three for three of the aforementioned delinquent behaviors while Teton, Laramie, and Hot Springs counties ranked in the top three in two of the antisocial behaviors. In contrast, Niobrara County ranked last in three of the behavioral categories: being drunk or high at school (3.6%), sold illegal drugs (0.0%), and attacked to harm (3.6%); and, Johnson County, with 0.0 percent, was ranked last for having the least number of respondents indicating having been arrested within the last year.

Property Crimes

Table 3 shows the county rate of juvenile female arrests for property crimes based on a three year average rate of arrests from 1999 to 2001. This table also shows the offenses comprising the UCR Property Crime Index individually, an overall county property crime arrest rate, and county rankings for the overall county property crime arrest rate. Rates are per 10,000 juvenile females ages 10 to 17. A rank of 1 denotes the county with the highest three year average property crime rate. Sweetwater County ranks number one with an overall rate of 242.6 (12.8 burglary rate, 218.8 larceny/theft rate, and 11 motor vehicle theft rate). Fremont County (179.5) and Campbell County (176.9) rank second and third respectively. For the top three ranked, the greatest contributor to the Property Crime Index arrest rate rank was larceny/theft. Platte County ranks lowest with a property crime arrest rate of 6.1.

Table 3: 1999-2001 Average Arrest Rate for Wyoming Juvenile Female Property Crimes

COUNTY	Overall Rate	County Rank	Burglary Rate	Larceny/Theft Rate	Motor Vehicle Theft Rate	Arson Rate
Sweetwater	242.6	1	12.8	218.8	11.0	0.0
Fremont	179.5	2	5.6	169.7	2.8	1.4
Campbell	176.9	3	6.7	157.0	13.2	0.0
Natrona	158.8	4	5.0	137.6	15.4	0.8
Sheridan	142.7	5	12.5	107.2	19.0	4.0
Laramie	137.4	6	0.7	133.9	1.4	1.4
Carbon	126.2	7	7.0	95.6	23.6	0.0
Park	120.6	8	12.5	93.6	6.3	8.2
Albany	98.4	9	0.0	95.8	2.6	0.0
Washakie	92.0	10	43.2	42.6	6.2	0.0
Niobrara	90.6	11	0.0	47.3	43.3	0.0
Uinta	55.1	12	5.5	35.8	13.8	0.0
Converse	48.6	13	7.7	26.2	10.9	3.8
Big Horn	44.3	14	13.3	22.2	8.8	0.0
Crook	41.7	15	0.0	24.2	17.5	0.0
Goshen	40.2	16	0.0	40.2	0.0	0.0
Hot Springs	37.0	17	0.0	24.1	13.0	0.0
Lincoln	31.6	18	0.0	28.7	2.9	0.0
Johnson	31.5	19	0.0	7.9	23.6	0.0
Weston	22.3	20	0.0	7.4	14.9	0.0
Teton	20.6	21	0.0	20.6	0.0	0.0
Sublette	19.2	22	0.0	19.2	0.0	0.0
Platte	6.1	23	0.0	6.1	0.0	0.0
STATE	125.5		6.0	109.0	9.3	1.2

Data Source: Uniform Crime Reports 1999-2001

Rates are per 10,000 Wyoming Female Juveniles ages 10-17

Property Offenses Include:

Burglary: The unlawful entry of a structure to commit a felony or theft. Attempted forcible entry is included.

Larceny/Theft: (Except motor vehicle theft) - The unlawful taking, carrying, leading, or riding away of property from the possession or constructive possession of another.

Motor Vehicle Theft: The theft or attempted theft of a motor vehicle. A motor vehicle is self-propelled and runs on the surface and not on rails.

Arson: Any willful or malicious burning or attempt to burn, with or without intent to defraud, a dwelling house, public building, motor vehicle or aircraft, personal property of another, etc.

Drug, alcohol, and tobacco use

From 1990 to 2001, significant changes in juvenile female arrest rates occurred in the non-index offenses of drug arrests and alcohol violations. During this time period, drug arrest rates increased substantially for females. Between 1990 and 2001, female juveniles in Wyoming experienced a 38% increase in arrests for liquor law violations and a 997% increase in arrests for the sale or possession of illegal drugs. During the same time span, DUI arrest rates increased by 55% and arrest rates for alcohol offenses increased by 36%.

As indicated in Table 4, Washakie County ranks number one in drug abuse violations arrests with an overall rate of 73.2 (17.9 sale/manufacturing rate and 55.4 possession rate). Ranked second is Converse County with an overall rate of 59.7 (3.8 sale/manufacturing rate and 55.8 possession rate). Uinta County is third with an overall rate of 53.4 (0.0 sale/manufacturing rate and 53.4 possession rate). Big Horn, Goshen, Johnson, Niobrara, and Sublette counties were ranked last with a drug abuse violations arrest rate of 0.0.

Table 4: 1999-2001 Average Arrest Rate of Wyoming Juvenile Females for Drug Law Violations

COUNTY	Overall Rate	County Rank	Sale/Manufacturing Rate	Possession Rate
Washakie	73.2	1	17.9	55.4
Converse	59.7	2	3.8	55.8
Uinta	53.4	3	0.0	53.4
Natrona	52.3	4	5.0	47.3
Hot Springs	48.1	5	0.0	48.1
Sheridan	44.8	6	8.3	36.5
Campbell	44.0	7	0.0	44.0
Laramie	43.9	8	0.7	43.2
Carbon	41.9	9	0.0	41.9
Albany	40.9	10	5.5	35.4
Fremont	40.7	11	21.1	19.6
Park	37.1	12	0.0	37.1
Teton	28.1	13	0.0	28.1
Platte	22.2	14	0.0	22.2
Sweetwater	17.0	15	1.3	15.7
Lincoln	14.4	16	2.9	11.5
Crook	8.8	17	0.0	8.8
Weston	7.4	18	7.4	0.0
Big Horn	0.0	19	0.0	0.0
Goshen	0.0	19	0.0	0.0
Johnson	0.0	19	0.0	0.0
Niobrara	0.0	19	0.0	0.0
Sublette	0.0	19	0.0	0.0
STATE	36.8		3.8	33.0

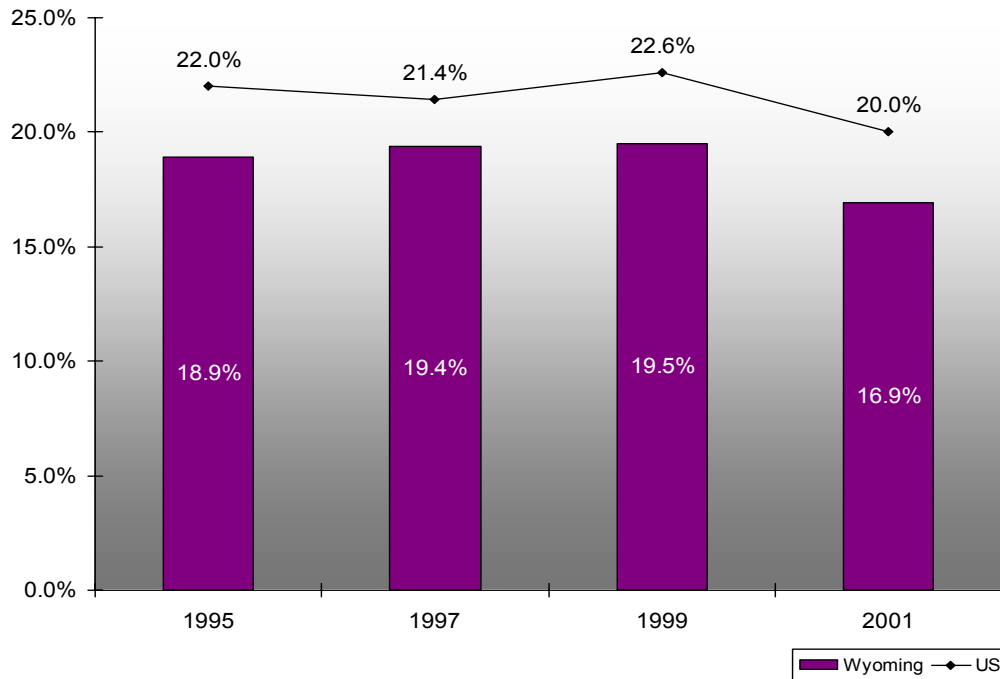
Data Source: Uniform Crime Reports 1999-2001

Rates are per 10,000 Wyoming Female Juveniles ages 10-17

Drug Law Violations Include:

Drug Abuse Violations: State and local offenses relating to narcotic drugs, such as unlawful possession, sale, use, growing and manufacturing of narcotic drugs.

FIGURE 1: Percent of Female High School Students Who Used Marijuana During the Past 30 Days



DATA SOURCE: Youth Risk Behavior Survey

Marijuana Use: Wyoming and United States female high school students who used marijuana one or more times during the past 30 days

Based on the YRBS and PNA surveys, the illegal drug with the highest reported use by juvenile females is marijuana. According to YRBS measurement, Figure 1 shows the prevalence of marijuana use by female high school students. Wyoming’s rate of current use of marijuana has consistently been slightly below the national rate for all YRBS surveys conducted from 1995 through 2001.

The PNA monthly drug use results indicate that juvenile females preferred marijuana over other illegal drugs. Table 5 provides a monthly usage summary of the top three drugs favored by PNA respondents. For monthly marijuana consumption, Teton County (16.9%) ranked first, Laramie County (12.8%) ranked second, and Fremont County (12.1%) ranked third. Niobrara County was ranked last with 0.0 percent of respondents using marijuana monthly.

Table 5: Percentage of Female 6th, 8th, 10th, and 12th Graders Who Use Alcohol, Tobacco, and Marijuana Monthly by County

COUNTY	N	Alcohol		Cigarettes		Marijuana	
		%	Rank	%	Rank	%	Rank
Albany	435	23.7	16	15.0	16	9.0	11
Big Horn	298	23.1	18	17.0	12	6.4	16
Campbell	963	30.7	5	17.7	10	11.5	4
Carbon	316	33.1	3	15.1	15	9.6	7
Converse	210	38.8	1	27.9	2	11.0	5
Crook	178	38.8	1	33.0	1	9.6	7
Fremont	779	24.7	12	20.7	4	12.1	3
Goshen	274	24.2	14	20.4	6	8.5	13
Hot Springs	107	24.5	13	6.5	21	1.0	21
Johnson	162	18.8	19	9.5	20	6.3	17
Laramie	1,484	32.7	4	18.2	8	12.8	2
Lincoln	425	12.7	21	10.2	19	5.0	18
Natrona	1,174	23.3	17	13.8	17	6.7	15
Niobrara	56	10.9	22	5.8	22	0.0	22
Park	463	28.5	9	20.4	6	9.4	10
Platte	194	29.5	6	17.8	9	3.2	20
Sheridan	577	28.8	8	22.5	3	10.5	6
Sublette	152	27.6	10	15.2	14	8.7	12
Sweetwater	n/a	n/a	n/a	n/a	n/a	n/a	n/a
Teton	269	29.3	7	17.3	11	16.9	1
Uinta	580	16.6	20	11.7	18	3.3	19
Washakie	182	27.4	11	16.6	13	9.5	9
Weston	155	24.0	15	20.7	4	8.4	14

Data Source: Prevention Needs Assessment 2001

Data Definitions:

Alcohol: On how many occasions (if any) have you had beer, wine or hard liquor during the past 30 days?

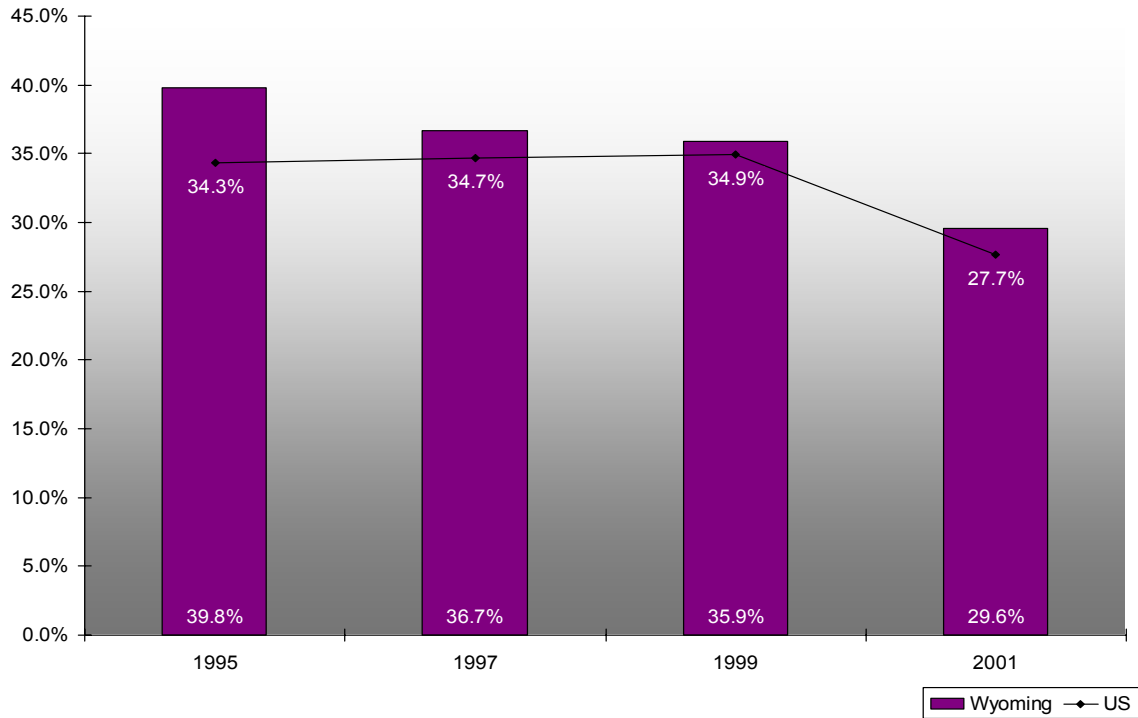
Cigarettes: How frequently have you smoked cigarettes during the past 30 days?

Marijuana: On how many occasions (if any) have you had marijuana during the past 30 days?

The two consistently used legal drugs by Wyoming juvenile females are cigarettes and alcohol. Per PNA respondents (Table 5), the monthly cigarette consumption county rankings were: Crook County (33.0%) ranked first, Converse County (27.9%) ranked second, and Sheridan County (22.5%) ranked third. Niobrara County was ranked last with 5.8% of respondents smoking cigarettes monthly.

According to the YRBS results, Wyoming female high school students reported current use of cigarettes at 39.8%, 36.7%, 35.9%, and 29.6% for the years of 1995, 1997, 1999, and 2001 respectively. In comparison, the national rate for current use of cigarettes was 34.3%, 34.7%, 34.9%, and 27.7% for the corresponding years of 1995, 1997, 1999, and 2001. Wyoming's female high school students exceeded the national rate for the last four YRBS surveys.

FIGURE 2: Percent of Female High School Students Who Smoked Cigarettes on One or More of the Past 30 Days



DATA SOURCE: Youth Risk Behavior Survey
 Cigarette Use: Wyoming and United States female high school students who used cigarettes one or more times during the past 30 days

The UCR, YRBS, and PNA all indicate that alcohol abuse is the biggest problem for juvenile females in Wyoming. Table 6 shows the rate by county of juvenile female arrests for alcohol violations based on the three year average rate of arrests from 1999 to 2001. Hot Springs County ranks number one with an overall rate of 449.1 (12.0 DUI rate, 437.1 liquor laws rate, and 0.0 drunkenness rate). Ranked second is Albany County with an overall rate of 426.6 (29.1 DUI rate, 397.5 liquor laws rate, and 0.0 drunkenness rate). Natrona County is third with an overall rate of 355.5 (15.2 DUI rate, 323.7 liquor laws rate, and 16.5 drunkenness rate). Sublette County was ranked last with an alcohol violations arrest rate of 36.8.

Table 6: 1999-2001 Average Arrest Rate of Wyoming Juvenile Females for Alcohol Law Violations

COUNTY	Overall Rate	County Rank	DUI Rate	Liquor Rate	Drunkenness Rate
Albany	426.6	2	29.1	397.5	0.0
Big Horn	97.1	20	0.0	88.4	8.8
Campbell	195.8	12	8.0	187.8	0.0
Carbon	337.1	4	14.0	288.9	34.3
Converse	165.0	14	11.5	153.4	0.0
Crook	111.0	19	7.7	103.3	0.0
Fremont	282.4	6	11.2	271.2	0.0
Goshen	130.9	16	0.0	130.9	0.0
Hot Springs	449.1	1	12.0	437.1	0.0
Johnson	204.9	11	7.9	197.1	0.0
Laramie	170.6	13	2.9	167.6	0.0
Lincoln	54.5	21	8.6	23.0	22.9
Natrona	355.5	3	15.2	323.7	16.5
Niobrara	244.4	8	0.0	141.9	102.6
Park	206.1	10	4.2	201.9	0.0
Platte	164.7	15	11.1	147.5	6.1
Sheridan	253.5	7	6.2	247.4	0.0
Sublette	36.8	23	0.0	36.8	0.0
Sweetwater	226.0	9	1.3	201.9	22.9
Teton	42.3	22	4.1	32.9	5.2
Uinta	117.9	18	2.1	109.4	6.4
Washakie	298.3	5	24.1	243.4	30.9
Weston	124.8	17	0.0	109.9	14.9
STATE	221.2		8.0	205.0	8.2

Data Source: Uniform Crime Reports 1999-2001

Rates are per 10,000 Wyoming Female Juveniles ages 10-17

Alcohol Law Violations Include:

DUI: Driving or operating any vehicle or common carrier while drunk or under the influence of liquor or narcotics.

Drunkenness: Offenses relating to drunkenness or intoxication. Excluded is "driving under the influence."

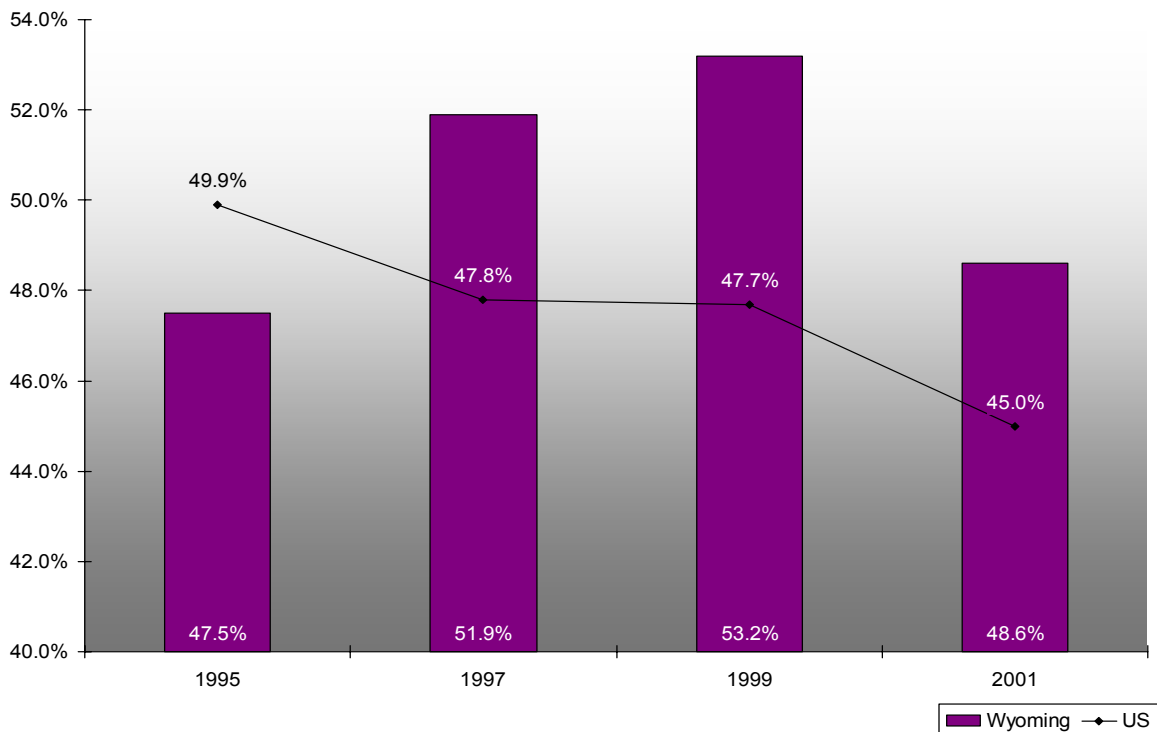
Liquor Laws: State and/or local liquor law violations, except "drunkenness" and "driving under the influence."

Federal violations are excluded.

According to the PNA results (see Table 5), both Crook and Converse counties (38.8%) ranked first, and Carbon County (33.1%) ranked third for monthly alcohol consumption. Niobrara County was ranked last with 10.9% of respondents consuming alcohol monthly.

Of the five questions on the 2001 YRBS pertaining to alcohol use, Wyoming female juveniles exceeded the national percentage on all five variables. Wyoming female high school students reported current use of alcohol at 47.5%, 51.9%, 53.2%, and 48.6% for the years of 1995, 1997, 1999, and 2001 respectively. In comparison, the national rates for current use of alcohol were 49.9%, 47.8%, 47.7%, and 45.0% for the corresponding years of 1995, 1997, 1999, and 2001. Wyoming's female high school students exceeded the national rate for years 1997, 1999, and 2001.

FIGURE 3: Percent of Female High School Students Who Drank Alcohol at Least Once During the Past 30 Days



DATA SOURCE: Youth Risk Behavior Survey
 Alcohol Use: Wyoming and United States female high school students who used alcohol one or more times during the past 30 days

Recommendations for the Implementation and Evaluation of Gender-Specific Programs

Based on a review of current theoretical and research studies on the gender-specific needs of juvenile girls, the following are a list of recommendations that we feel are applicable to Wyoming.

Table 7: Recommended Implementation and Evaluation Criteria for Wyoming Gender-Specific Programming

- Provide information to assist girls in understanding the consequences of risky behaviors. For example, information concerning reproductive health and teenage parenting.
- Provide academic support service and encourage the prosocial involvement in school, church, and community.
- Provide alternatives to delinquent behavior such as volunteer activities, extracurricular programs such as sports or the arts, urban or rural exploration, or any other activities that build positive life skills.
- Garner community and professional support to expand the network of support for delinquent girls and supply positive role models for girls. Mobilizing the community support will involve: outreach efforts to recruit adults; orientation and training for recruits about prevention strategies; “monitoring to ensure that adult volunteers and girls maintain active and healthy relationships.”
- Providing group and individual activities that match each individual girl's needs, geared to her developmental level, while also providing group activities.
- Implement programs that engage girls in healthy relationships and provide social skill training.
- Provide forums for open and safe discussion of personal safety, abuse, and victimization. If needed, follow-up with treatment or referral.
- Address mental health and substance abuse needs. Look beyond violence and self-destructive behavior to possible underlying problems such as depression or previous victimization.

Compiled from the Following Sources:

OJJDP. October 1998. *Guiding Principles for Promising Female Programming: An Inventory of Best Practices.*

Loper, A.B. (2000). *Female juvenile delinquency: Risk factors & promising interventions. Juvenile Justice Fact Sheet.* Charlottesville, VA: Institute of Law, Psychiatry, & Public Policy, University of Virginia.

Conclusion

Currently, Wyoming does not have a statewide policy to address treatment and prevention programs for at-risk juvenile females. The number of adolescent girls entering the juvenile justice system has increased over the last 10 years. From 1992 to 2002, Wyoming's total yearly arrest rate for juvenile females increased by 34.3% (1992: 436.4 arrests per 10,000, and 2002: 586.1 arrests per 10,000). In order for the state of Wyoming to prevent and effectively treat female delinquency, it must acknowledge and assess the early developmental issues that arise for females on the pathway toward delinquency. Female juvenile delinquency is distinguishable from its male counterpart, and thus must be examined separately. For example, according to a 1998 OJJDP report, "Guiding Principles for Promising Female Programming: An Inventory of Best Practices," research indicates that among young girls, alcohol and drug abuse are related to other problems like academic failure, more often than for young boys. The predominant indicator of delinquency among young girls is poor academic performance.

This project has gathered information on the nature and scope of the problems facing female juveniles in Wyoming. In addition, a county-by-county assessment can be obtained via the web-based information resource center. The resource center provides an accurate picture of the availability of programs within the state and by county. To obtain an accurate picture of juvenile females, the county juvenile female PNA report provides information on the county's risk and protective profiles. The county's risk and protective profiles will allow a comparison between the results from the 2001 survey and future PNA surveys conducted in the county on the percentage of youth at risk and the percentage of youth with protection. This will allow the communities and treatment providers to identify current problem areas and determine the impact of current programs. The findings of this project will be disseminated via the WYSAC website, hardcopies of this report will be sent to juvenile justice partner agencies, and a press release will be placed in the WYSAC Fall/Winter 2003 newsletter to notify the public about the web-based information resource center.

Considering the multi-faceted precursors and results stemming from female delinquent behaviors, it is increasingly urgent for agencies to collaborate and increase services offered to this sector of the population. This project has assisted in focusing attention on the state's need for gender-specific treatment and prevention programs (especially in the problem areas of larceny/theft, marijuana, cigarettes, and alcohol). Although this project begins to address the problem, it is just a first step. More programs, especially programs that specifically address the needs of Wyoming juvenile females, need to be developed.

References

- Loper, A.B. (2000). Female juvenile delinquency: Risk factors & promising interventions. Juvenile Justice Fact Sheet. Charlottesville, VA: Institute of Law, Psychiatry, & Public Policy, University of Virginia.
- Office of Juvenile Justice and Delinquency Prevention (OJJDP). "Guiding Principles for Promising Female Programming: An Inventory of Best Practices." October 1998. [Online], <http://www.ojjdp.ncjrs.org/pubs/principles/contents.html>
- Prevention Needs Assessment. (2001). Substance Abuse Division of the Wyoming Department of Health.
- Wyoming Division of Criminal Investigation (DCI). *Crime in Wyoming*. (1990-2002). Cheyenne, WY.
- Youth Risk Behavior Surveillance System. Reports of the Wyoming Department of Education [Online], Available: <http://apps.nccd.cdc.gov/YRBSS/index.asp>
-

Appendix A: Service Categories

- Aftercare, Reentry, Tracking, Relapse Prevention
- Assessment, Screening, Referral
- Case Management, Social Worker
- Community Based Programs and Volunteer Opportunities
- Crisis Intervention and/or Respite
- Day Treatment
- Dental
- Education/School Based Programs
- Family Therapy, Support, Counseling
- Foster Care Related Services, Placement
- Group Therapy, Counseling and Support
- Individual Therapy, Counseling, Support
- Information Dissemination
- Investigation of Abuse or Neglect
- Legal Assistance, General Advocacy
- Life Skills, Career or Vocation Development
- Medical, Health Care, Nursing
- Mentoring, Tutoring
- Occupational or Physical Therapy
- Pregnancy Needs Services, Early Parenthood or Adoption Programs or Services
- Provider of any type of basic need, or financial assistance for basic needs
- Psychiatric Services, Mental Health, Psychologist
- Recreational Activities
- Residential Treatment
- Services for Deaf, Hard of Hearing or Blind
- Services for Disabled or Developmentally Delayed
- Sex Offender Services
- Speech Therapy
- Spiritual, Religious Development
- Status Offender Programs
- STD Education or Testing
- Substance Abuse or Chemical Dependency Prevention/Intervention/Rehab
- Transportation
- Tribal Youth Programs or other Cultural Programs
- Victim Services
- Youth Leadership and Development