



Using NIBRS to Understand Drug Arrest Trends

BJS/JRSA 2008 Annual Conference

Portland, Oregon

Oct. 16 – 17, 2008

Presented by Janeena Wing

Idaho State Police



Background

- Idaho SAC is housed within the Dept. of Planning, Grants and Research in the Idaho State Police (ISP)
- ISP is the state repository for NIBRS
- Idaho has compliance from all 108 police jurisdictions. 99.9% of Idaho's population is represented in IBR data.

Statistics is the art of never having to say you are certain.

NIBRS

- National Incident Reporting System Data is collected nationally by the FBI
- Information is kept regarding the offense, the offender, the victim, the arrest, and any property associated with the offense.
- Up to 10 offenses are recorded per incident, however only one arresting charge is documented which may or may not match up with any offense charge.

3 out of 4 Americans make up 75% of the population

Options Working with NIBRS for Drug Crime Trends

- Can start with whether arresting offense is drug related, but will be missing some
- Can start with drug seizures, but some drug related crimes may not have involved seizure of drugs
- Can start with drug offenses, but won't know type of drug involved unless linked with property table.
- Can try and link drug seizures to offenses. Optimal but may not always be possible.

79.48% of all statistics are made up on the spot

Definition of Drug Crime is Important

- Numbers for each will be different.
- Need to be specific in definition of drug arrest if unable to link all information to get a true picture of number of drug offenders.

"I asked him for his phone number, but he gave me an estimate."

Options Working with NIBRS for Drug Crime Trends

- For every drug seizure, up to three types of drugs are recorded.
- Used to record "more than three types" but have gone away from this.

The lottery is a tax on people who don't understand statistics.

Methodology

- Added a field in Access to help us determine if any of the charges in an offense (up to total of 10) was a drug crime.
- All drug related arrests, drug seizures and drug related offenses are combined using an unmatched query in Access.
- Since drug related suspects from cases may or may not have been arrested, offense and arrest information will still be described differently.

Statistics is the taming of randomness

Number of Drug and Alcohol Violations in Idaho by Year: 2003 - 2007

Offense	Year					Total	%
	2003	2004	2005	2006	2007		
Drug Violations	8,206	8,746	8,710	8,705	8,589	42,956	10.9
Alcohol Violations	15,977	16,132	16,496	17,743	18,604	84,952	21.5
Total Drug/Alcohol Arrests	24,183	24,878	25,206	26,448	27,193	127,908	32.3
Total Arrests	79,124	79,232	80,574	77,480	79,275	395,685	100.0

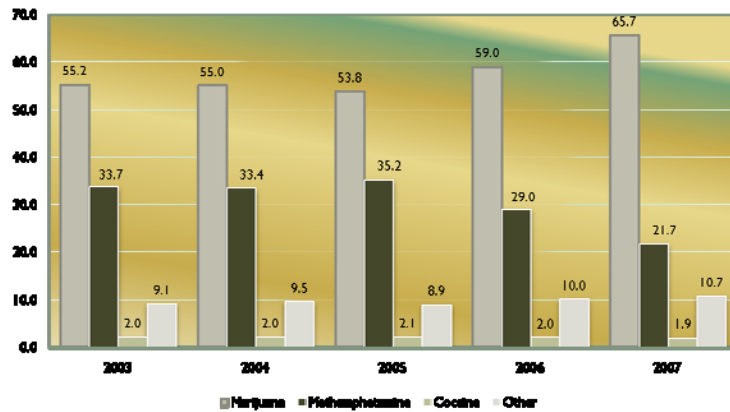
- Number of drug arrests after combining seizures and arrests.
- Drug and alcohol violations together account for nearly one-third of total arrests.

Demographics of Drug Related Arrestees: 2003 - 2007

Arresting Offense	% Female	% White	% Hispanic	% Using Weapon	% Juvenile	% Under 24	Average Age	Total
DUI	20.8	93.8	13.4	0.3	2.3	29.8	33.9	53,840
Drunkenness	13.5	86.2	11.8	0.4	10.3	37.7	31.8	1,301
Liquor law	27.0	92.6	12.4	0.1	33.2	84.2	21.2	29,803
Drug violation	25.5	94.6	11.2	1.1	14.6	51.3	27.3	2,817
Drug equipment	25.5	94.9	9.2	1.1	14.0	55.1	26.4	13,132
Other arrest	26.3	94.0	13.0	0.5	25.4	54.0	26.6	267,728
Total	25.4	93.9	12.7	0.5	21.6	52.7	27.3	395,621

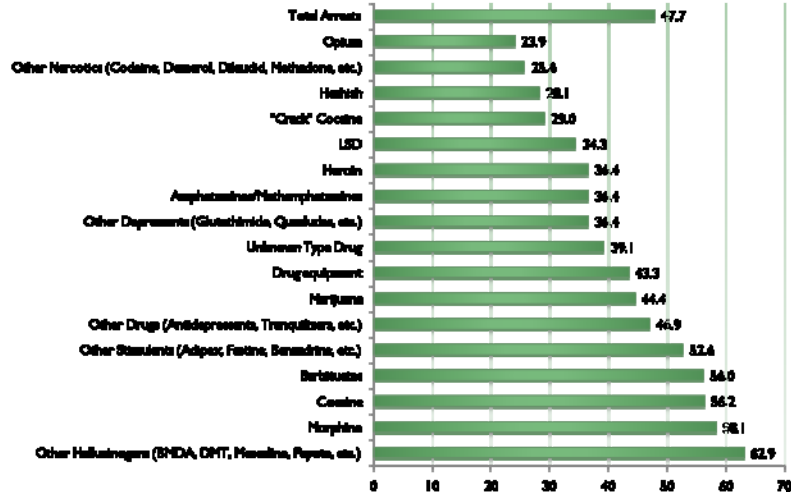
- DUI arrestees tend to be older, more often Hispanic, and less likely to be female than drug arrestees. More than half of drug arrestees are under 24 and they are more likely to be in possession of a weapon during the arrest than alcohol related arrests.

Percent of Drug Related Arrests Linked With Marijuana, Meth, Cocaine, or Other



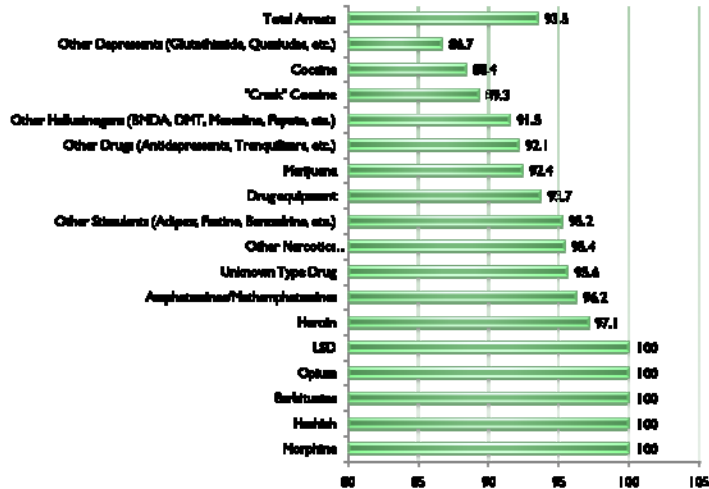
Demographics: Drug seizure arrestees by age

% Under 24



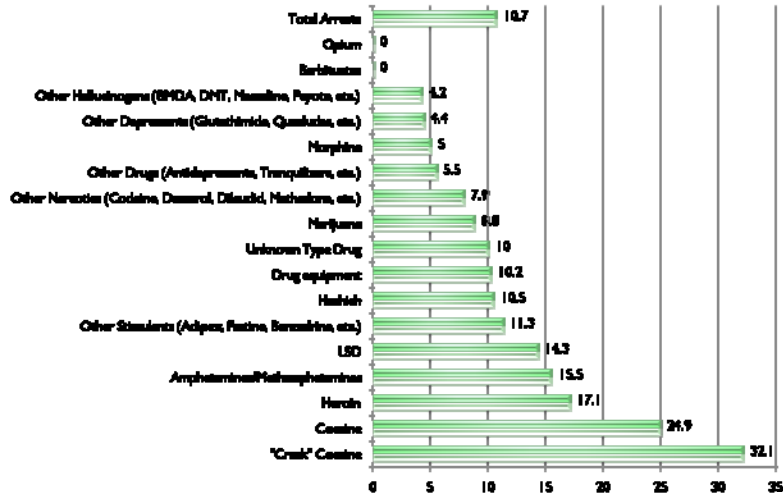
Demographics: Drug Seizure Arrestees by Race

% White



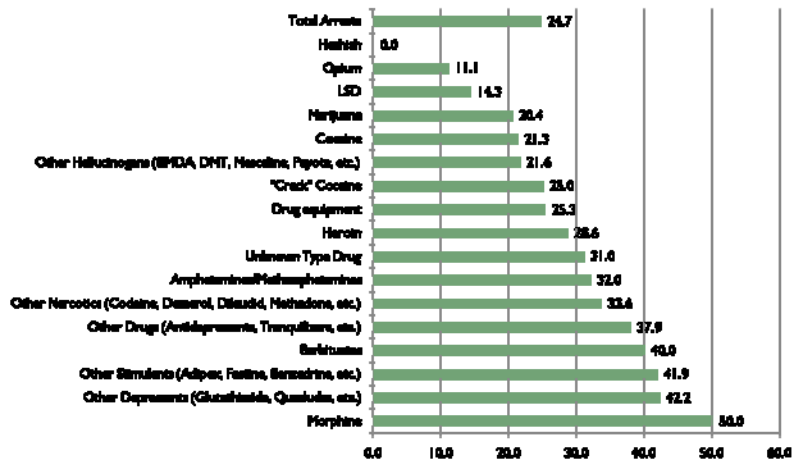
Demographics: Drug Seizure Arrestees by Ethnicity

% Hispanic



Demographics: Drug Seizure Arrestees by Gender

% Female



Drug Offender and Alcohol Use

- Information regarding whether the victim or officer suspected the offender of being under the influence of alcohol/drugs or both.
- Don't know which person in the offense was the user for sure unless limiting study to only those with one offender.

Statisticians are not mean, they are just your standard normal deviates.

Suspected Use of Drugs or Alcohol

% of Total Offenses Using Alcohol or Drugs	2003	2004	2005	2006	2007	Total
Alcohol	3.7	3.6	3.9	4.1	4.5	4.3
Alcohol, Drugs	0.5	0.6	0.5	0.8	1.1	0.7
Drugs	4.4	4.6	5.3	7.0	8.3	4.6
Total suspected use	7304	7491	7998	9568	10905	43266
% of Total Offenses	8.6	8.8	9.7	11.9	13.9	10.5

- In Idaho, the number of incidents with offenders thought to be under the influence has recently increased from 8.6% in 2003 of total offenses to 13.9% in 2007.

Violent Offense Committed By Suspected Alcohol or Drug User

Portion of All Suspected Alcohol or Drug Users who Committed Violent Offense

	2003	2004	2005	2006	2007	Total
Non users	19.8	19.8	20.0	20.9	21.3	19.3
Alcohol	73.4	73.3	72.5	73.5	76.9	72.4
Alcohol, Drugs	18.3	16.0	15.2	15.6	11.8	16.7
Drugs	6.1	6.2	6.0	4.1	3.2	5.1
Total offenses	21.1	21.0	21.3	21.9	22.2	20.8

- Suspected users of alcohol (as well as no drugs or alcohol) have been committing proportionately more violent crimes, whereas suspected users of drugs, or a combination of alcohol or drugs have been committing proportionately less.

Violent Crime Committed By Alcohol or Drug Related Offenders

Portion of Violent or Nonviolent crime

Suspected of using	2003	2004	2005	2006	2007	Total
Alcohol						
violent	12.8	12.5	13.2	13.9	15.7	14.8
nonviolent	1.2	1.2	1.4	1.4	1.4	1.5
Drugs						
violent	1.3	1.4	1.5	1.3	1.2	1.1
nonviolent	5.2	5.5	6.3	8.6	10.3	5.5
Alcohol, Drugs						
violent	0.5	0.5	0.4	0.6	0.6	0.5
nonviolent	0.6	0.6	0.6	0.8	1.2	0.7
Total violent	17869	17858	17563	17584	17421	88295
Total nonviolent	66709	66987	65028	62874	60930	322528

- More violent crimes are being committed by alcohol using suspects. 15.7% of total violent crimes.

Portion of Violent Crimes with Drug Charge

2007 portion of total violent crimes with additional drug charge

Violent Crime	2007	Total
Aggravated assault	2.5	2280
Simple Assault	1.4	11778
Intimidation	0.6	1490
Murder	4.6	43
Kidnapping	0.4	231
Robbery	0.0	234
Forcible Sex	0.4	1626
Forcible Rape	0.5	570
Forcible Sodomy	0.0	64
Sex assault with object	0.0	57
Forcible Fondling	0.3	954
All violent	1.4	17421
Total	12.1	78351

Death is 99 percent fatal to laboratory rats

Other issues/concerns

- Don't know about rarer drugs, such as prescription drugs
- Can collect data from various sources to verify trend information

A statistician thrown in jail now has zero degrees of freedom

Thank you!

- Questions or concerns:
 - Janeena Wing
Idaho State Police
Planning, Grants and Research
Janeena.Wing@isp.idaho.gov